

1 2 3 4 5 6

A

A

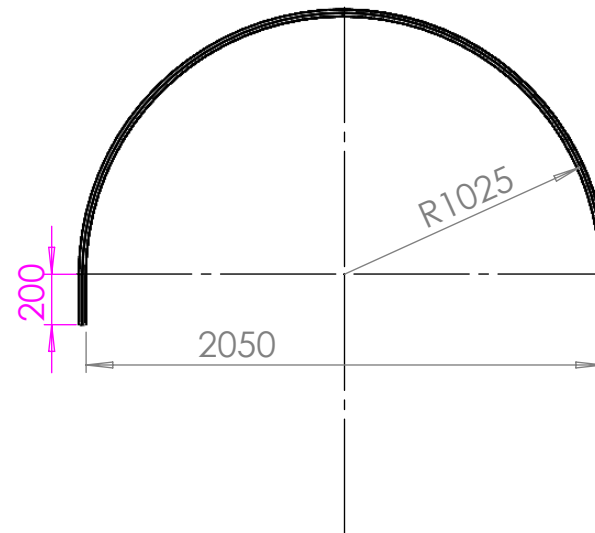


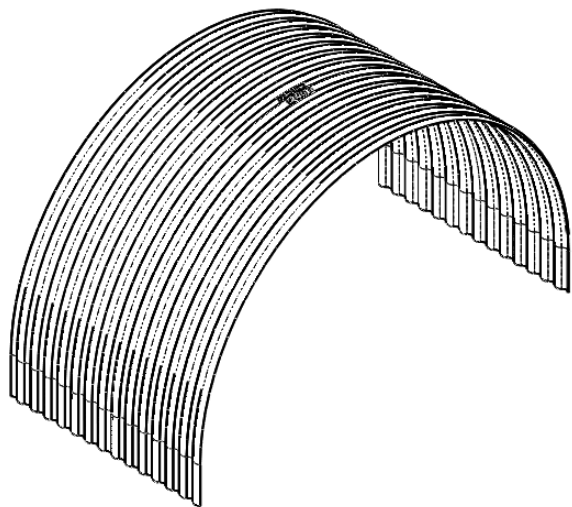
B

B

C

C

D



Stahl, verzinkt

All screw connections must be checked for tightness before commissioning. If necessary, the screw connections must be tightened accordingly. Attachment points/brackets may need to be reinforced locally at the customer facility, to ensure sufficient rigidity.

Alle Angaben in mm Zeichnungen nicht maßstabgerecht
Irrtümer und technische Änderungen vorbehalten!
All dimensions in mm, Drawings not true to scale
Errors and technical changes reserved!

| | | | | | | | |
|---|-----|-----------|-------|------------------------------------|------------|----------------------------------|--|
| IT Schutzvermerk beachten Protection Notice acc to | | ISO 16016 | | Allgemeintoleranzen ISO 2768 -m | | Werkstückkanten DIN ISO 13715 | |
| | | | | Datum | Name | | |
| - | --- | --_--_--- | -.--- | Erstellt: | 19.08.2020 | I.T. | |
| - | --- | --_--_--- | -.--- | Geprüft: | 19.04.2023 | I.T. | |
| - | --- | --_--_--- | -.--- | Benennung: | | | |
| - | --- | --_--_--- | -.--- | Abdeckhaube | | | |
| - | --- | --_--_--- | -.--- | Gewicht: 1.0037 (S235JR) | | | |



InduTechnik
your solution, your advance

Zeichnungsnummer:
GF.10.1600.31

A4
DE

IT alle Rechte vorbehalten / IT all rights reserved